


This free resource pack is intended for use in conjunction with

THE DAY MY SCHOOL GOT FAMOUS

by Jen Carney



It includes:

- **Section A (Pages 2 to 9)** Twelve writing / drawing / drama activities in chapter order
- **Section B (Pages 10 to 16)** FUN activities



To book Jen Carney for an interactive class/school/library visit, either virtual or in person, please visit:


www.jen-carney.com/schools

Section A:

1. A persuasive letter

Try this when you have read up to page 32:

On **page 4**, we learn that Ferris and Cal have been collecting signatures for a petition.



On **page 5** we learn more:

“...Me and Cal are not trying to stop anyone playing outside...we just feel strongly that staying indoors during breaktimes should also be an option for kids - like it is for adults.”

We hear more about their reasons for wanting an indoor play area on **pages 25-26**. Have another look at these two pages.

TASK:

Pretend you are Ferris or Cal. Write a persuasive letter to Mr Yee, the headteacher, explaining what you want and why you want it.

2. A news article

Try this when you have read up to page 45:

Something has been discovered under Ferris's school playground.

Ferris thinks it's a dead body.

Cal thinks it's an underground vault full of treasure.



What do you think has been discovered?

TASK:

Be as imaginative as you like and write a short newspaper article with a snappy/intriguing headline. Describe what has been found and who found it. Include quotes from people involved.

3. Recounting an event

Try this when you have read up to page 69:

The last sentence on page 69 is *'What's the worst that can happen?'* This is followed by a comic strip that illustrates bad things happening to Ferris in the past because of Nile's actions.



TASK:

Pretend you are Ferris and choose either the incident with the **books** or the one with the **bees**.

Use your imagination to write a short account of what happened. Write in first person.

4. Play script

Try this when you have read up to page 98:

Re-read the chapter entitled 'Therapy' (P.94-98).

TASK:

Pretend Aldo can actually speak and re-write this chapter as a playscript. Remember to put each speaker's name in the margin. Feel free to add emotion tips in brackets and stage directions.

Use these lines to start you off if you like:

Ferris (distressed): I have a problem. A family have come forward who want to adopt Keely.


Aldo (calmly): Even though you love her, isn't that a good thing?

Ferris (shrugging): I guess so.

Aldo: Foster caring is temporary, Ferris. You know that. Let's look through your special photo album and remember all children you've helped settle into new lives.

(They look through the album together)

Ferris:



5. Dream playground design

Try this when you have read up to page 130:

Ferris wants a drawing den on his school playground. His mums and Nile come up with some other suggestions.

If your school had the money and space, what would you like to be built on your school playground? Or, if you are homeschooled, what structure would you love in your garden/local park?



TASK:

Draw and label a diagram of what you'd love to be built.

6. Your hero

Try this when you have read up to page 143:

Ferris draws his grandpa as a super hero. Who is your real-life hero?

TASK:

Draw your real-life hero as a super hero using the picture on **Page 153** to help you. Label the picture with your hero's name and write a short paragraph explaining what you admire about them.




7. Comic strip it

Try this when you have read up to page 151:

Re-read from the sentence ‘Will you help me, Ferris?’ (bottom half of p.149) up to the words ‘...my entry first.’ (top line of p.150).

TASK:

Can you represent this section of the chapter in a comic strip? There is a template on page 15 of this resource pack.



8. Act it out

Try this when you have read up to page 158:

TASK:

In groups of four, act out pages 154-156.

(Although whoever is playing Ferris doesn't have words to say, they must portray how they are feeling through body language and facial expressions.)

9. Short Story

Try this when you have read up to page 185:

On page 183, we discover what caused the scar on Nile's arm.



TASK:

Write a short story that involves Nile, his brother Lewis, the bullies and this incident.

10. Character profile

Try this when you have read up to page 213:

TASK:



Make a character profile of Ferris, Nile or Keely. Include what their personality is like, what they look like, information about their family and their likes and dislikes.



If you can, back up your points with evidence from the text.

11. Diary Entry

Try this when you have read up to page 224:


TASK:

Write a diary entry from the point of view of Destiny or Nile. Describe the day you have just had. What happened? How did you feel?

12. Book Review

Try this when you have read the whole book:

Write a book review using the template below. Put your review on your classroom wall, or post it on Toppsta.com (a children's book review site where you can leave reviews and also enter book giveaways!).

MY BOOK REVIEW BY.....	
(your name)	
Book Title	
Author	
Illustrator	
Genre	
MY STAR RATING	<div style="text-align: center;"> (Colour as many as you think the book deserves)</div>
My favourite character in this book was..... because...	
My favourite part of the story was when...	
I would recommend this book to...	

Section B

The Day My School Got Famous Spot the Difference

Can you spot **10** differences between these two pictures?




NAME: _____

The Day My School Got Famous Crossword

Use the down and across clues to fill in this crossword correctly.

Down

- [1] What is Nile's social worker called?
- [2] What the name of the communication system that the family use to help Keely?
- [3] What is the surname of Ferris's head teacher?
- [5] What's the missing name here - Captain _ _ _ Hazard?
- [6] What is the name of the narrator of this book?
- [8] Ferris calls one of his mums 'Miz'. What is her first name?
- [11] What's the name of Ferris's dog?



Across

- [4] What's the name of Ferris's little foster sister?
- [7] What's the name of the boy being fostered in this story?
- [9] The unexploded bomb is discovered under Ferris's school...
- [10] What is written on Nick Stone's helmet?

COMPLETED BY: _____

The Day My School Got Famous Wordsearch

Can you find these fifteen words in this wordsearch grid?

One has been done for you as an example.

ARMY CAL UNEXPLODED ADOPTION
COMPETITION NILE PLAYGROUND FAMILY
DESTINY ALDO ~~FOSTERING~~ KEELY
DETONATE FERRIS DESIGN

The Day My School Got Famous

A	F	O	S	T	E	R	I	N	G	E	A	L	D
O	D	N	U	O	R	G	Y	A	L	P	E	D	T
R	K	R	C	E	T	N	N	A	E	I	D	M	T
A	E	N	O	D	E	T	O	N	A	T	E	C	C
R	E	N	M	G	K	I	T	I	T	P	U	P	T
M	L	P	P	L	F	E	R	R	I	S	N	I	A
Y	Y	L	E	A	O	R	R	S	A	Y	E	R	E
D	A	D	T	D	E	S	I	G	N	F	X	D	O
C	N	O	I	T	P	O	D	A	A	Y	P	E	I
G	Y	T	T	A	E	O	E	M	I	E	L	S	G
A	E	N	I	T	A	D	I	R	Y	D	O	T	F
L	F	O	O	S	L	L	E	O	A	I	D	I	O
R	R	D	N	M	Y	A	E	E	O	O	E	N	S
N	F	L	S	X	Y	E	L	I	N	D	D	Y	T

COMPLETED BY: _____

The Day My School Got Famous alphabet challenge

NAME: _____

Come up with names for a mischievous comic strip character using every letter of the alphabet if you can. Four have been done for you.

A		N	
B		O	
C		P	e.g. Pandemonium
D		Q	
E		R	
F		S	
G		T	
H	e.g. Harry Havoc	U	
I	e.g. Izzy the Imp	V	
J		W	
K		X	
L		Y	
M	e.g. Major Mayhem	Z	

Now choose your favourite and draw two versions of what they could look like.

--	--

The Day My School Got Famous colouring sheet



CAREFULLY COLOURED BY: _____

The Day My Dog Got Famous comic strip template

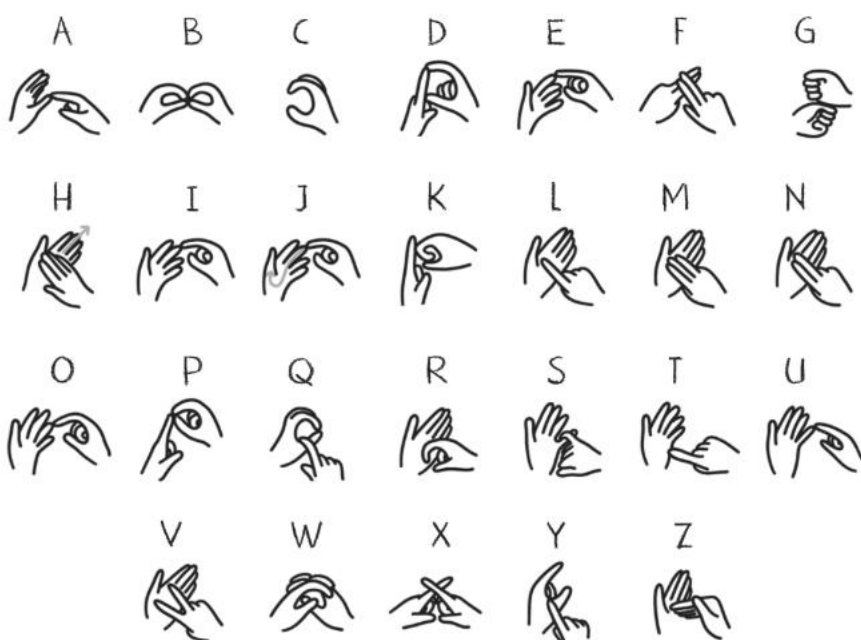
The Day My School Got Famous - TRY SOME MAKATON

My

name (is) . . .



Use the signs for the letters of the alphabet
to spell out your name.



What's

(your)

name?



Remember,
when we use Makaton,
we also say the words
we are signing aloud.

