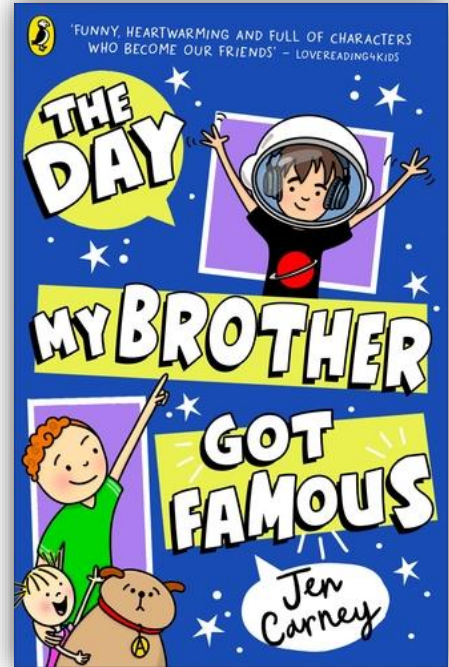


This free resource pack is intended
for use in conjunction with
THE DAY MY BROTHER GOT FAMOUS
by Jen Carney

It includes:

- **Section A (Pages 2 to 11)**
Sixteen **curriculum-linked** writing /
drawing / drama / SpAG / science
activities in chapter order
- **Section B (Pages 12 to 19)**
A selection of **JUST FOR FUN** activities



To book Jen Carney for an interactive
class/school/library visit, either virtual or
in person, please visit:

www.jen-carney.com/schools

Section A:


1. Character profile (writing)

Read up to P.21

Choose either Ferris or Arthur and write a character profile

You could include:

- what they look like
- what they like and dislike
- details about their family
- what's important to them
- any personality traits you have identified



2. Space Facts (reading for information)

Try this when you have read up to P.30:

Can you find the answers to the questions below using the information Arthur provides?

Page 2:

How many times bigger than Earth is The Sun?

Page 3-4:


What is the largest known star in the universe?

Page 20:

Who was the first ever person to go into space?

Page 24:

What was the name of the youngest person ever to travel into space?



3. Persuasive writing Try this when you have read up to P.30:

We learn in the first 30 pages that Ferris desperately wants Keely to become his forever sister.

Pretend you are Ferris.

Write a letter to Jasmina the social worker outlining the reasons you believe your family should adopt Keely.



4. Inference practise

Try answering these questions when you have read up to P.46:

a) **Page 32:** *A few kids cheer. Arthur stiffens.*

Why does Arthur stiffen?

b) **Page 36:** *I nod, my mouth gaping.*

Why does Ferris's mouth gape?

c) **Page 40:** *Destiny's eyes narrow.*

Why do her eyes narrow?

d) **Page 42:** *Arthur lurches forward in his seat and starts humming.*

Why do you think he does this?

e) **Page 46:** *So why do I feel so guilty?*

Why do you think Ferris feels guilty?



5. Script-writing, acting and re-acting

Read the chapter entitled 'Space crafts' (P.47-53) then work with a group to:

a. Re-write any extract of this chapter as a play script.

(There's an **example** below to help you remember how to format a playscript)

b. Act your script out. (Remember, when you don't have a line, you need to **react** to anything that is being said.)

Example: (P.51-52)

(The children are in the classroom looking at the range of creative activities on offer)

Ferris: *(whispering to a sad-looking Arthur, and pointing at the geoboard table)* You might like that one. You could use geometry to properly map that constellation you and Miz are always pointing out. What's it called, the tractor?

Arthur: Your mum calls it the Plough.

Destiny: *(poking Ferris in the back)* Actually, Ferris, its real name is *Ursa Major*.

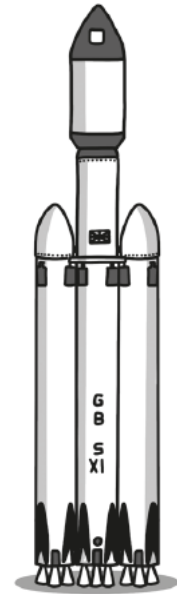
(Ravi starts messing with glue guns)

Laika: *(shouting)* Before you all rush off, I'd like to tell you something exciting about THIS station. *(She points at a sign that says MISSION PATCHES)* Would anyone here like to be blasted into space?

6. Design a mission patch


When you have read up to page 58:

Design a mission patch to go on the SWIFT XI rocket.



7. Creative writing using 'show not tell'

When you have read up to page 80:



Imagine you are an astronaut going on a spacewalk (an EVA). Describe the lead up to it, and the experience.

Think about **SHOWING NOT TELLING** as you write. This will give your reader a better picture of what is happening.

E.g.

Instead of *I feel nervous*. You could write: *My fingers shake as I zip up my space suit.*

Instead of *It's freezing*. You could write: *Ice forms on my visor as soon as I step outside the rocket.*

8. Comic strip it

Try this when you have read up to page 87:

Can you represent P.81-87 as a comic strip?

(There is a larger comic strip template on [page 17](#) of this resource pack if you need one.)

9. Science experiment

When you have read up to page 105, try this science experiment (outdoors!):

QUICK CANISTER ROCKET

1. Fill a small canister with water.
2. Drop in a Lego astronaut.
3. Add one fizzy tablet.
4. Place the lid on quickly and firmly.
5. STAND WELL BACK!



The diagram illustrates the five steps of the experiment: 1. A canister with its lid off, labeled 'H₂O' with an arrow pointing to it. 2. A Lego astronaut figure. 3. A single fizzy tablet with a '+' sign. 4. The canister with the lid on, and a downward arrow indicating the lid is being placed on. 5. The completed rocket with the astronaut inside.

Discuss with a friend the reaction that happens, and why you think it happens.

10. Short Story

Try this when you have read up to page 113:

On page 113, Sami suggests she and Ferris go and explore the woods, even though they are clearly marked 'OFF LIMITS TO CHILDREN'.

Plan and then write a short story about what happens when they are in the woods.

Use the story planner template on P.18 to help you if you want to.



11. Diary Entry



Try this when you have read up to page 130:

Write a diary entry from the point of view of Ferris. Describe the day you have just had and how you feel.

12. Smilies and metaphors:

When you have read up to page 150, see if you can find the similes and metaphors on the following pages. Then come up with new ones that could be used instead.

	Page 137	Page 139	Page 140	Page 145
Existing simile / metaphor				
My alternative				

13. Mnemonics

Read up to page 164



On P.162, Ravi tells Ferris and Arthur about the mnemonic he uses for remembering the order of the planets in our solar system from The Sun (Mercury, Venus, Earth, Mars, Jupiter, Saturn, Uranus, Neptune).

“MY VERY ENERGETIC MONKEY JUST SWINGS UNTIL NIGHTTIME!”

Can you make up a mnemonic sentence of your own?

Planet Order	Your mnemonic sentence
Mercury	
Venus	
Earth	
Mars	
Jupiter	
Saturn	
Uranus	
Neptune	

Extension: Research the order of the dwarf planets (starting with PLUTO) and create a mnemonic for remembering those too!

14. Predictions

Read up to page 164.

Make a prediction about what you think Sami is about to tell the group. You can write it down, or discuss it with a partner or group.

15. Dictionary work

Read up to page 173

Use a dictionary to find the definitions of these words:

Page	Word	Definition
168	GALACTIC	
169	STYLIZED	
170	DISTANT	
171	NEBULA	
172	ARROGANT	

Now write three sentences, each containing one of the above words.


1	
2	
3	

16. Book Review

Try this when you have read the whole book:

Write a book review using the template below.

Put your review on your classroom wall, or post it on Toppsta.com (a children's book review site where you can leave reviews and also enter book giveaways!).

BOOK REVIEW	
Book Title	
Author	
Illustrator	
MY STAR RATING	<div style="text-align: center;"> (Colour as many as you think the book deserves)</div>
My favourite character in this book was... because...	
My favourite part of the story was when...	
I would recommend this book to...	
Review written by:	

Section B - JUST FOR FUN!

The Day My School Got Famous Spot the Difference

Can you spot 7 differences between these two pictures?



NAME: _____

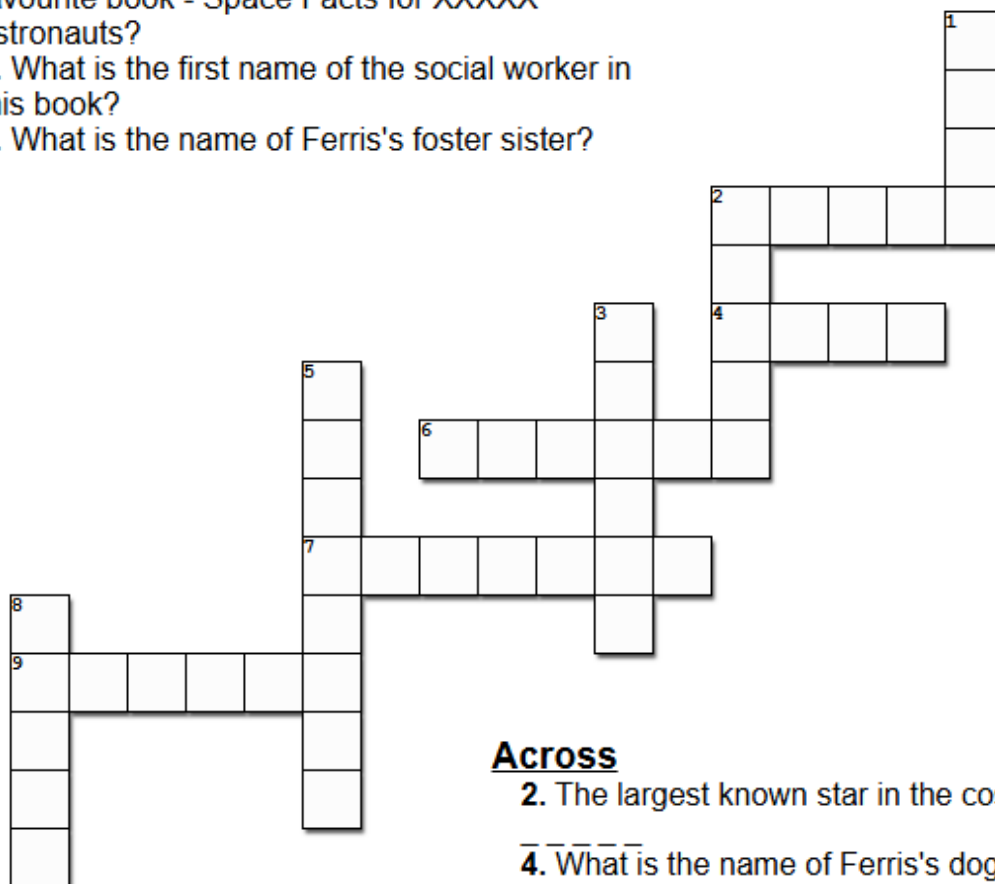
THE DAY MY BROTHER GOT FAMOUS KEY STAGE TWO ACTIVITY PACK
© JEN CARNEY, 2026

The Day My Brother Got Famous Crossword

Use the down and across clues to fill in this crossword correctly.

Down

1. What is the name of Sami's twin brother?
2. Finish the title of Ferris's comic strip: Art in _
3. What word is missing from the title of Arthur's favourite book - Space Facts for XXXXX astronauts?
5. What is the first name of the social worker in this book?
8. What is the name of Ferris's foster sister?



Across

2. The largest known star in the cosmos is UY
4. What is the name of Ferris's dog?
6. What animal features in the comic strip stuck in the post box?
7. What planet is closest to our sun?
9. What number is the Swift rocket?

COMPLETED BY: _____

THE DAY MY **BROTHER** GOT FAMOUS KEY STAGE TWO ACTIVITY PACK
© JEN CARNEY, 2026

The Day My Brother Got Famous Wordsearch

Find these words in this grid:

ADOPTION SWIFTXI KIDTOON UYSCUTI
KEELY ~~ROCKET~~ RAVI ALDO
SAMI ARTHUR DESTINY FERRIS
SPACE

S	T	R	R	O	I	W	I	R	O	C	K	E	T
I	O	N	U	A	D	O	P	T	I	O	N	C	R
I	T	F	O	E	R	O	A	I	H	L	Y	A	L
T	N	E	D	A	D	X	O	E	Y	T	N	H	O
X	I	R	I	X	T	F	I	W	S	I	I	I	L
O	D	R	I	R	O	U	Y	S	C	U	T	I	Y
O	F	I	V	A	E	S	K	I	O	E	S	A	I
S	U	S	A	A	I	T	A	I	K	E	E	L	Y
C	F	N	R	F	D	E	I	M	D	E	D	T	O
D	Y	S	P	A	C	E	A	N	I	T	D	O	A
O	H	U	T	W	E	E	N	N	O	M	O	O	A
R	I	E	W	I	A	K	A	I	T	D	E	O	R
S	I	I	T	R	F	R	A	A	E	E	L	A	N
I	A	Y	R	U	H	T	R	A	A	I	C	A	V

COMPLETED BY: _____

THE DAY MY **BROTHER** GOT FAMOUS KEY STAGE TWO ACTIVITY PACK
© JEN CARNEY, 2026


The Day My Brother Got Famous alphabet challenge

NAME: _____

Can you come up with a good name for a space rocket starting with every letter of the alphabet?

A		N	
B		O	
C		P	
D		Q	
E	e.g. Eagle	R	
F		S	e.g. Swift XI
G		T	
H		U	
I		V	
J		W	
K		X	
L		Y	
M	e.g. Moon-Reacher	Z	

Now choose your favourite and design its mission patch.




The Day My Brother Got Famous drawing challenge



Can you try to replicate this mission patch on the circle below?

When you have finished, you could colour it in!



The Day My Brother Got Famous comic strip template

The Day My Brother Got Famous - STORY PLANNING TEMPLATE

Setting

Characters

STORY PLANNER

3. PROBLEM!

What goes wrong?

Don't have too many!

What are the characters trying to achieve?

2. Build up

How is the problem solved?

4. Resolution

You can think of this last!

STORY TITLE

START

1. Beginning

5. Ending

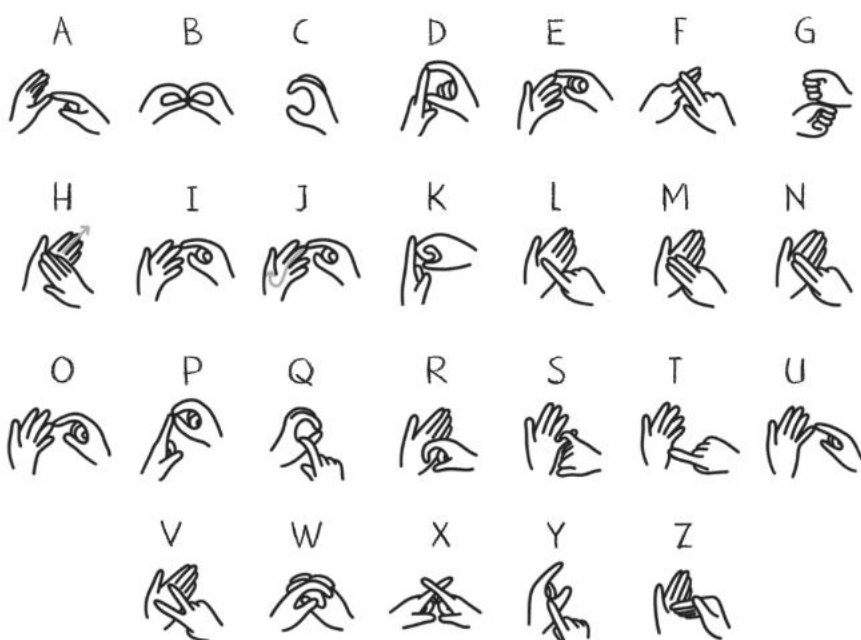
The Day My Brother Got Famous - TRY SOME MAKATON

My

name (is) . . .



Use the signs for the letters of the alphabet
to spell out your name.



What's

(your)

name?



Remember,
when we use Makaton,
we also say the words
we are signing aloud.

