



# MAKE YOUR OWN BLAST-OFF ROCKET!

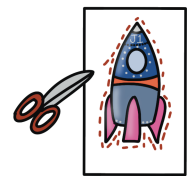
1. DECORATE A SHEET OF BLACK CARD WITH STARS, PLANETS, ETC. USING METALLIC PENS.




2. PUNCH HOLES IN TWO DIAGONAL CORNERS OF YOUR DECORATED BLACK CARD.




3. DESIGN A ROCKET ON A SMALLER PIECE OF WHITE CARD. COLOUR IT IN AND CUT IT OUT.



4. THREAD A PIECE OF STRING THROUGH THE HOLES AND TIE IT AT THE BACK. POSITION YOUR KNOT NEAR THE TOP HOLE.



5. TAPE YOUR ROCKET TO THE STRING (FRONT BOTTOM CORNER).



## 5, 4, 3, 2, 1...BLAST-OFF!

(PULL YOUR KNOT DOWNWARDS AND YOUR ROCKET WILL SHOOT UPWARDS!)